



FLORIDA CHILD DROWNING FACTS



- Drowning is defined as “the process of experiencing respiratory impairment from submersion/immersion in liquid” with the following outcomes: death, morbidity, or no morbidity (First World Congress on Drowning, 2002).

- Florida had the **3rd highest** overall unintentional drowning death rate in the United States in the 5 years between 1999 and 2003 (CDC WISQARS):

<u>Rank</u>	<u>State</u>	<u>Number of Deaths</u>	<u>Rate Per 100,000</u>
1	Alaska	119	3.74
2	Hawaii	153	2.47
3	Florida	1,729	2.10
19	Texas	1,531	1.36
30	California	1,931	1.09
--	U.S.	17,045	1.19

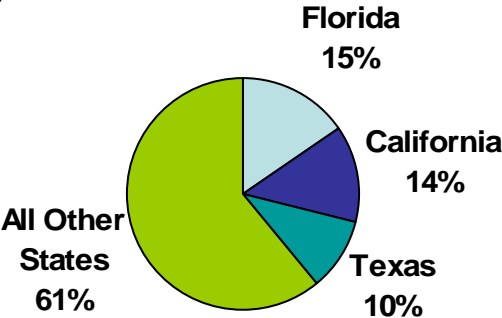
- Florida had the **highest** unintentional drowning death rate of **toddlers ages 1-4** in the United States in the 5 years between 1999 and 2003 (CDC WISQARS). ***Unintentional drowning is the leading cause of death of 1-4 year olds in Florida every year*** (Florida vital statistics data).

<u>Rank</u>	<u>State</u>	<u>Number of Deaths</u>	<u>Rate Per 100,000</u>
1	Florida	356	8.99
2	Arizona	106	6.60
4	Alaska	10	5.20
11	Texas	241	3.58
14	California	322	3.21
17	Hawaii	10	3.14
--	U.S.	2,351	3.04

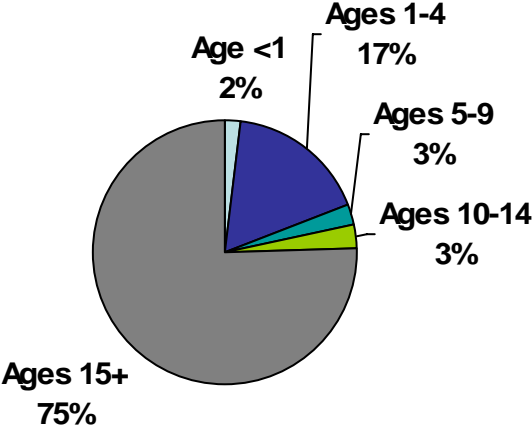
- However, Florida’s rate drops to number 7 for all unintentional drowning deaths ages 5 and over between 1999 and 2003, clearly showing that **Florida’s high overall unintentional drowning death rate is driven up by its 1-4 year old rate, which is the highest in the nation and 3 times the national rate** (CDC WISQARS).

<u>Rank</u>	<u>State</u>	<u>Number of Deaths</u>	<u>Rate Per 100,000</u>
1	Alaska	107	3.65
2	Hawaii	141	2.46
3	Louisiana	401	1.93
4	Arkansas	226	1.80
5	Mississippi	233	1.76
6	Wyoming	40	1.72
7	Florida	1,317	1.71
--	U.S.	14,220	1.07


- **Fifteen percent** of all 2,351 unintentional drowning deaths of **toddlers ages 1-4** in the United States between 1999 and 2003 were **Florida residents, more than any other state** (CDC WISQARS):



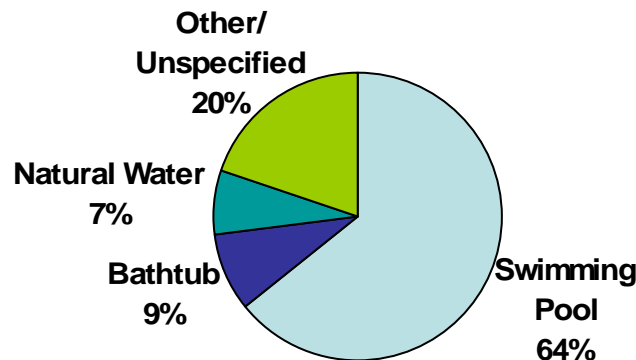
- **Seventeen percent** of all 1,190 unintentional drowning deaths of Florida residents in the 3 years between 2002 and 2004 were in the **1-4 year old age group, more than any other age group**. **Children ages 14 and under** made up a **quarter** of all unintentional drowning deaths of Florida residents between 2002 and 2004 (Florida vital statistics data):



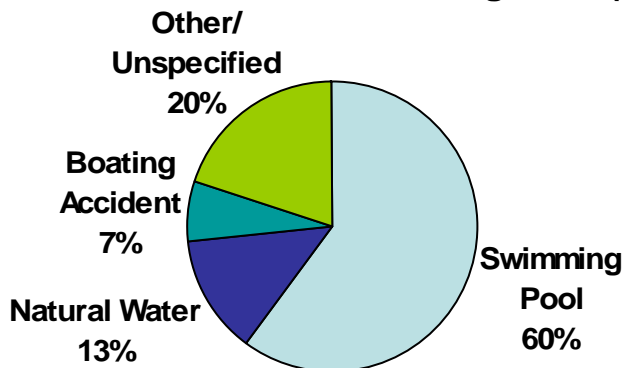
- About **two-thirds** of the 229 unintentional drowning deaths of Florida **toddlers ages 0-4** between 2002 and 2004 were **boys**, and about **two-thirds** were **white** (Florida vital statistics data):



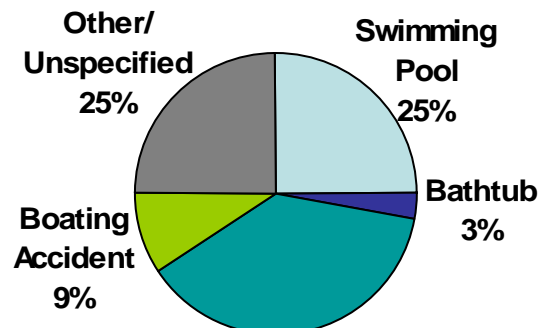
- **Sixty-four percent** of unintentional drowning deaths of Florida toddlers **ages 0-4** and **60%** of Florida children **ages 5-9** between 2002 and 2004 occurred in **swimming pools**, but only **25%** of Florida children **ages 10-14** (Florida vital statistics data):



Ages 0-4 (Total = 229)



Ages 5-9 (Total = 30)



Ages 10-14 (Total = 32)

- **Seventy-five percent** of all 229 unintentional drowning deaths of Florida toddlers **ages 0-4** between 2002 and 2004 were residents of just **15 counties** (Florida vital statistics data). **Strategically reducing the number of toddler drownings in these top 15 target counties would reduce Florida's overall unintentional drowning death rate:**

Rank	County	Pool	Bathtub	Natural	Other	Total
1	Broward	20	1	2	7	30
2	Miami-Dade	13	1	3	3	20
3	Hillsborough	14	1		2	17
4	Orange	10			4	14
5	Palm Beach	6	2	1	2	11
6	Duval	5	2	1	2	10
6	Lee	8		1	1	10
8	Marion	6	2		1	9
9	Brevard	7			1	8
9	Polk	6	1	1		8
9	Seminole	6	2			8
9	Volusia	5			3	8
13	Manatee	5	1	1		7
14	Collier	2	1	2	1	6
14	Pinellas	3	1	1	1	6